

OPFOR CAPABILITIES



COL H. MIKE DAVIS
11th Armored Cavalry Regiment
Commander



AGENDA



- **OPFOR ROLE -- MISSION & PURPOSE**
- **OPFOR ORGANIZATION**
- **OPFOR THREAT -- GENERAL OVERVIEW**
- **VIGNETTE -- MRB DEFENSE**
- **BLUFOR CCIR**
- **OPFOR VULNERABILITIES**
- **QUESTIONS**



MISSION



ROLE OF THE OPFOR



MISSION:

“The 11th ACR conducts combat operations as the 60th GMRD, providing the U.S. Army the most capable and lethal combined-arms Opposing Force (OPFOR) in the world to help Brigade Task Forces achieve proficiency in their METL, improve their ability to synchronize and employ the combined-arms team, and enhance their combat readiness.”

TO KILL YOU!!



ROLE OF THE OPFOR



TASK:

Provide the U.S. Army the most capable and lethal combined-arms Opposing Force (OPFOR) in the world.

- Capabilities-based OPFOR
- Reflects current / relevant technology threats
- Well trained in basic war fighting skills
- Well trained in the integration and employment of all battlefield operating systems



ROLE OF THE OPFOR



PURPOSE:

Help Brigade Task Forces achieve proficiency in their METL, improve their ability to synchronize and employ the combined-arms team, and enhance their combat readiness.

- Sets conditions for achieving training endstate
- Presents an intense, “thinking” opponent
- Challenges all BOS systems & combat multipliers on the battlefield
- Provides model for AC/RC integration & cooperation at the unit level



ROLE OF THE OPFOR



CONDITIONS MENU:

OPFOR acts as a rheostat based upon...

- Correlation of Forces
- Day vs. Night
- Boundaries and Battle Space
- Use of Special Munitions(Chem, Rockets, FASCAM)
- Amount of OPFOR Infantry
- Time allowed for OPFOR Prep



ROLE OF THE OPFOR



CONDITIONS MENU (cont.):

OPFOR acts as a rheostat based upon...

- Use of Civilians on Battlefield
- Use of Insurgents
- Amount of OPFOR Fixed / Rotary wing Aircraft
- Use of EW
- Media on Battlefield



ROLE OF THE OPFOR



BOTTOM LINE:

To make you better at war fighting!!

- Come at you 24 hours a day, from 360 degrees
- Target every battlefield system
- Identify weaknesses and exploit them
- Get into your decision making cycle
- Unbalance and defeat your entire force
- Isolate and contain your maneuver elements
- Kill you



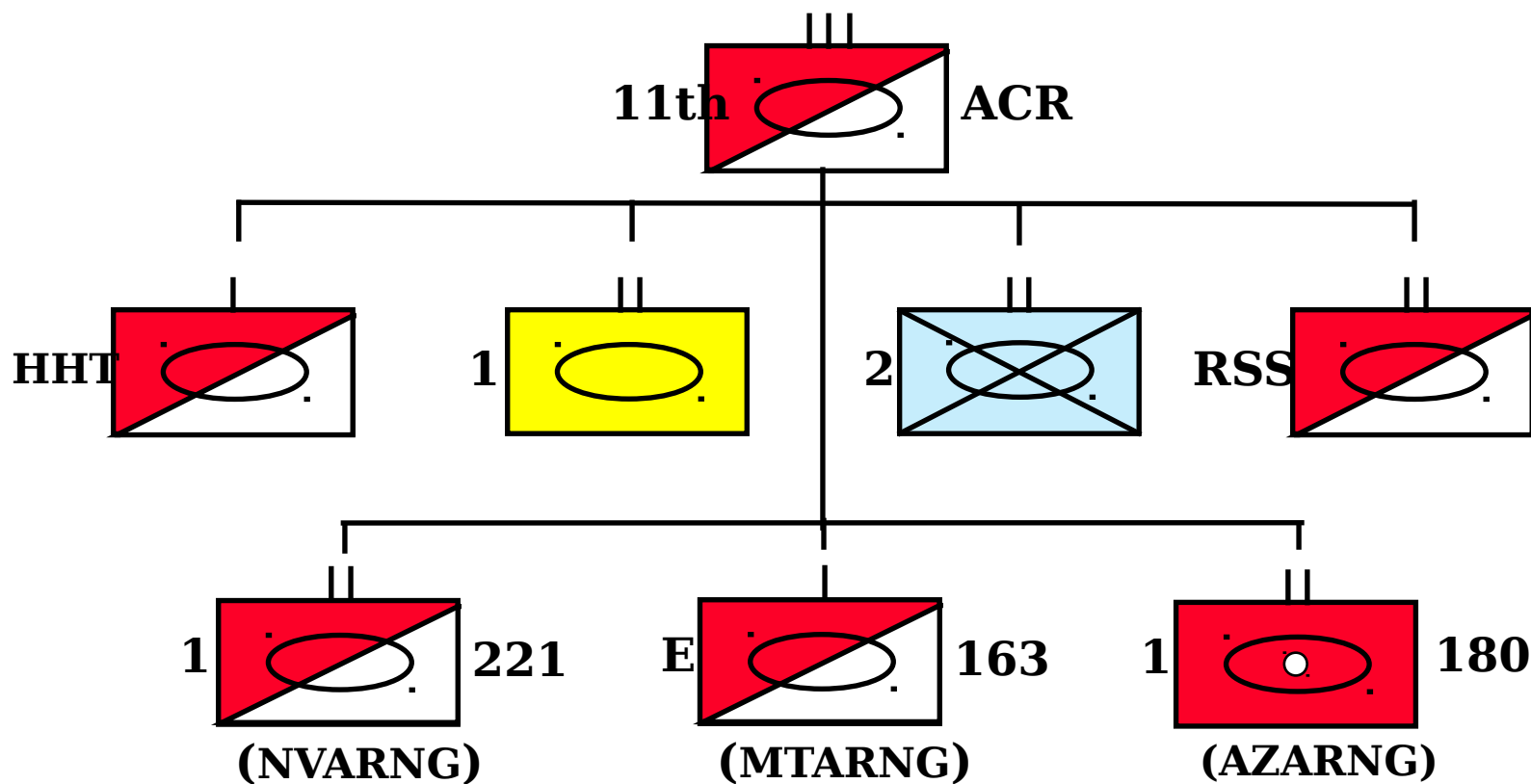
CAPABILITIES



OPFOR ORGANIZATION



11th Armored Cavalry Regiment



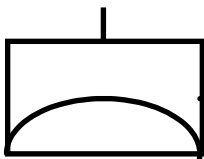


OPFOR ORGANIZATION



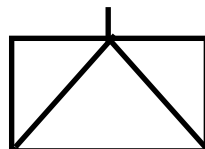
Separate Troops

ADA



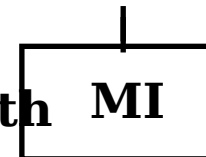
SA-8
SA-9
SA-14
SA-18
ZSU

AT



AT-5
(mounted/dismounted)
2A45M

511th MI



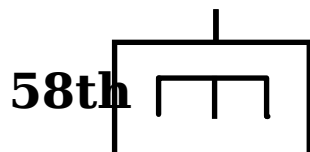
TLQ
TRQ
GSR
Deception



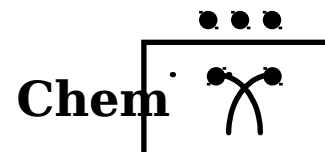
OPFOR ORGANIZATION



Separate Troops



MOD
MSD
UMZ
IMR



TDAM
RKH



OPFOR ORGANIZATION



Infantry Augmentees



ANGEL
Air Assault

100 - 300 Infantry



DESTROYER
Dismounted Infantry



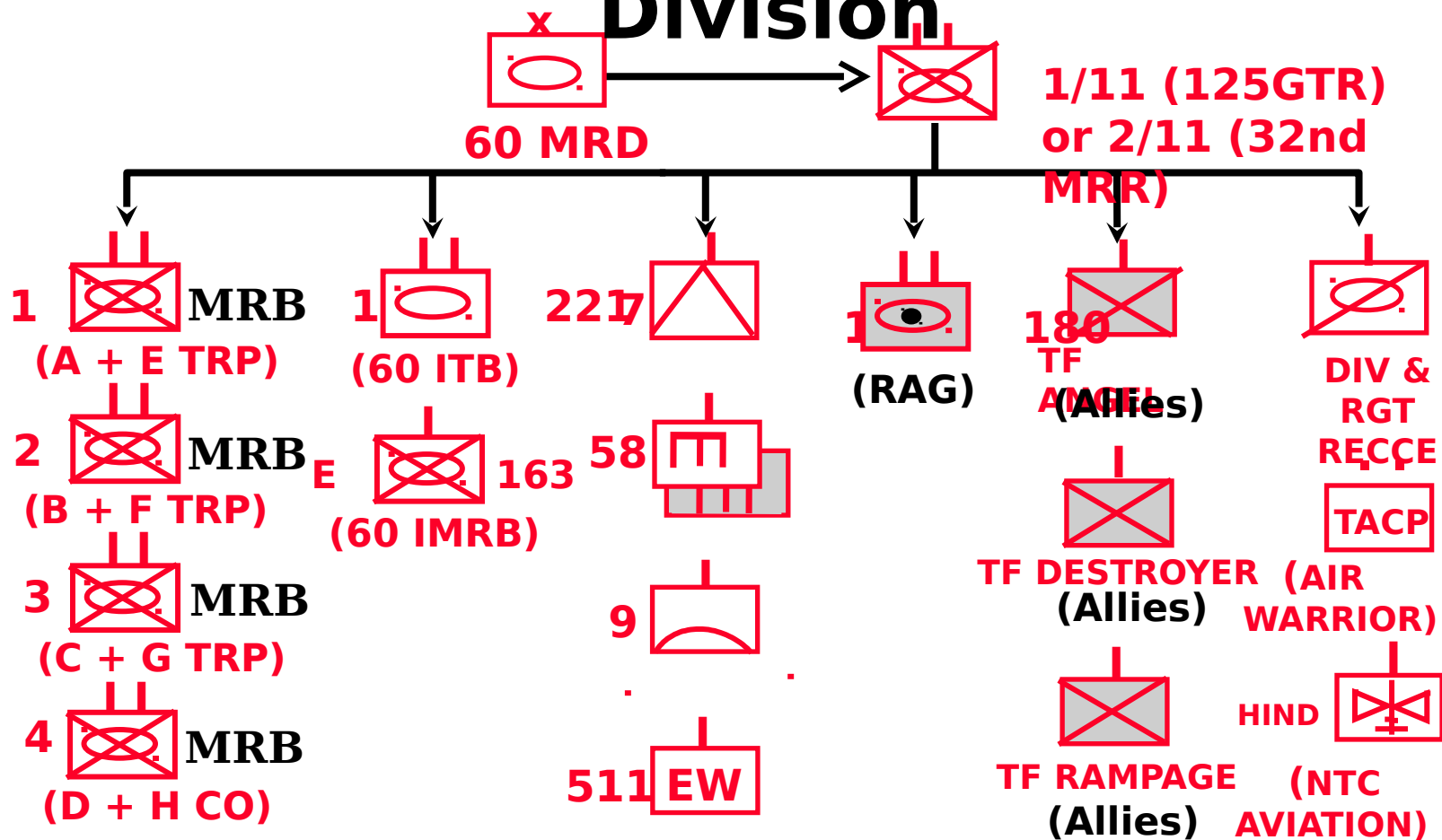
RAMPAGE
Mechanized Infantry



OPFOR ORGANIZATION

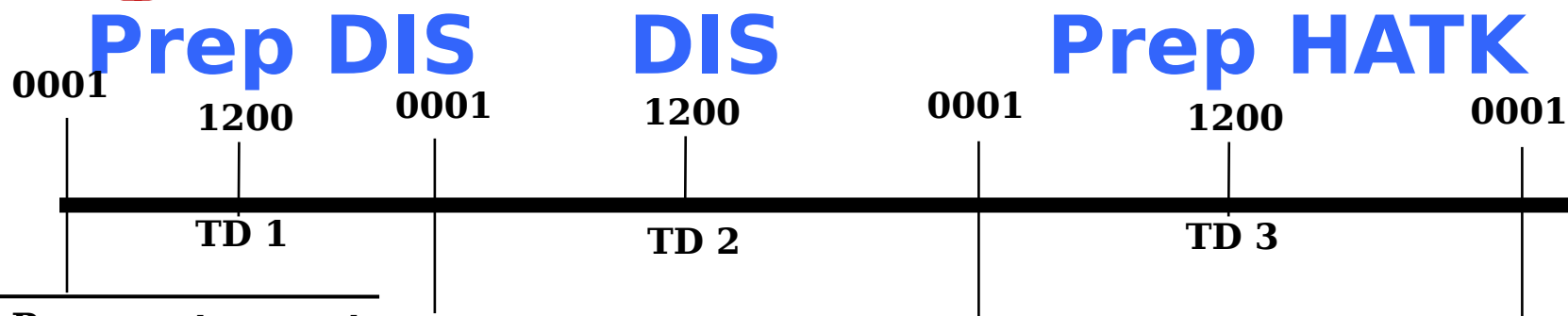


60th Guards Motorized Rifle Division





BATTLE RHYTHM



iv Recon enters sector

—MRR OPORD

MRR Rehearsal ————— Reg Recon enters sector

Angel/ Destroyer inserts

MRR Attack

—Suspension of Battlefield effects

HOTWASH —————

MRB Secures Sector

Div Recon enters sector

MRB defensive prep

MRB Map Rehearsal

Counter Recon fight/ DRT sweeps

Reg Recon enters sector

MRB Defense



HOW WE FIGHT



OPFOR THREAT



OUR DESIRED ENDSTATE:

Fielding an opposing force that is . . .

- Versatile and flexible, capable of conducting missions across the entire spectrum of conflict
- More unpredictable, with less emphasis on former Soviet Union doctrine
- Able to respond immediately to opportunities on the battlefield
- Proficient at night operations



OPFOR THREAT



OUR METHOD:

Critical tasks for OPFOR offensive missions . . .

- Establish reconnaissance and communications throughout width and depth of battlefield
- Create conditions to facilitate movement
- Protect the force throughout the battle
- Fix enemy forces and isolate point of penetration
- Create a point of penetration
- Exploit point of penetration



OPFOR THREAT



OUR METHOD:

Critical tasks for OPFOR defensive missions . . .

- Establish reconnaissance and communications throughout width and depth of battlefield
- Conduct counter-reconnaissance to deny enemy from seeing the battlefield
- Shape battlefield w/ obstacles, special munitions, & fires to separate forces--create piecemeal attack



OPFOR THREAT



OUR METHOD:

Critical tasks for OPFOR defensive missions . . .

- Delay enemy at restrictive points with infantry forces
- Force enemy to fight in multiple directions at the point of penetration
- Be prepared to counter-attack and reestablish Forward Boundary



VIGNETTE



MRB DEFENSE



Typical Mission Statement

32d GMRR (-) defends in sector NLT 0600 TD06 to destroy enemy forces IOT prevent penetration of main defensive areas and allow second echelon divisions time to prepare for offensive operations



MRB DEFENSE



Typical Task Organization

DEF (1MRB)

9 x T80
22 x BMP
3 x AT-5
2 x 2A45M
6 x SA18 GS
100 x INF(TF D)
4 x TDAM
1 x MOD
2 x MSD
3 x UMZ
6 x DOZ
6 x SEE
3000 x Rolls
4500 x Mines
1 x 120 BTY

ADA

2 x ZSU
2 x SA8
2 x SA9
5 x SA18 (10 GS)

REG RECON

4 x BMP
4 x BRDM
2 x GSR
2 x RKH
2 x ERP
2 x SA18 (4 GS)
4 x DRT

DAG

1 x BM21 BN
1 x 2S5 BN

RAG

1 x 2S1 BN
1 x 2S19 BN

DIV Troops

2 x COLL
2 x JAMM
8 x HINDS (lives)

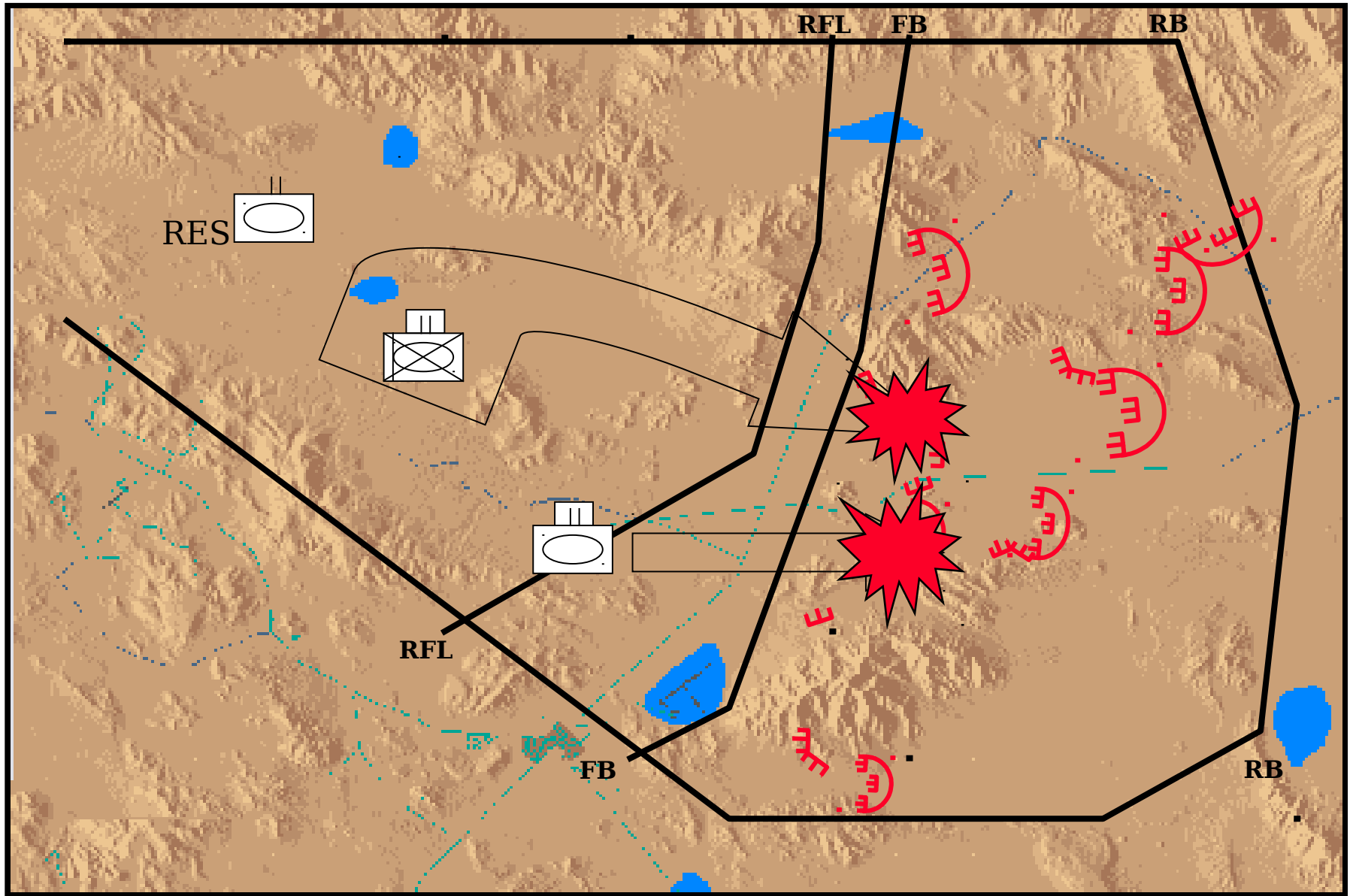
Spec Munitions

2 x FASCAM
6 x NONPERS
1 x PCHEM

CAR (2MRB)

2 x T80
5 x BMP
3 x AT-5
100 x INF (TF R)
1 x TDAM
2 x SA18 (4 GS)
1 x 120 Mtr Bty

MRB DEFENSE



60th Guards Motorized Rifle

Division



MRB DEFENSE



Typical Results

- OPFOR recon successfully established in depth
- OPFOR counter-recon keeps enemy eyes closed or only partially open
- OPFOR successfully identifies enemy forces on the march (routes, composition, ME/SE)



MRB DEFENSE



Typical Results

- OPFOR successfully employs fires and special munitions to separate enemy forces (time/space)
- OPFOR forces enemy into kill sacs and prevents
enemy massing against defending forces



MRR OFFENSE



Typical Mission Statement

32d GMRR attacks in zone NLT 0600 TD02 to seize key terrain vic. OBJ HAMMER (NV 1726) in order to protect the northern flank of 142 Tank Regiment and support follow-on Krasnovian attacks to the

west



MRR OFFENSE



Typical Task Organization

DIV FD

10 x T80
28 x BMP
3 x AT-5
1 x PLT

INF(R)

1 x MSD
1 x TDAM
1 x SA8
2 x ZSU
2 x SA18
1 x 2S5 BN
1 x 120 Bty

RFD

13 x T80
36 x BMP
3 x AT-5
2 x 2A45M
2 x PLT

INF(R)

1 x MSD
2 x TDAM
2 x SA18 GS

1 x 120 Bty

ED

7 x T80
20 x BMP
2 x AT-5
1 x MSD
2 x TDAM
2 x SA18 GS
1 x 120 Bty

FSD

8 x T80
4 x BMP
1 x AT-5
1 x TDAM

1ECH

7 x T80
20 x BMP
2 x SA18 GS
1 x 120 Bty

ATB

3 x AT-5
2 x 2A45M
1 x MOD
1 x UMZ

ADA

6 x ZSU
3 x SA8
6 x SA9
3 x C3
5 x SA18 (10 GS)

DIV TROOPS

3 x COLL
3 x JAMM
8 x Hind

DAG

1 x BM21 BN
2 x 2S5 BN
1 x 2S7 BN
(ANGEL SEAD)

RAG

2 x 2S1 BN
2 x 2S19 BN

Spec Munitions

2 x FASCAM
6 x NONPERS
1 x PCHEM

TF ANGEL

100 x INF
3 x AT-5
4 x 82mm BTY

TF DESTROYER

100 x INF
3 x AT-5
1 x 120 BTY

DIV RECON

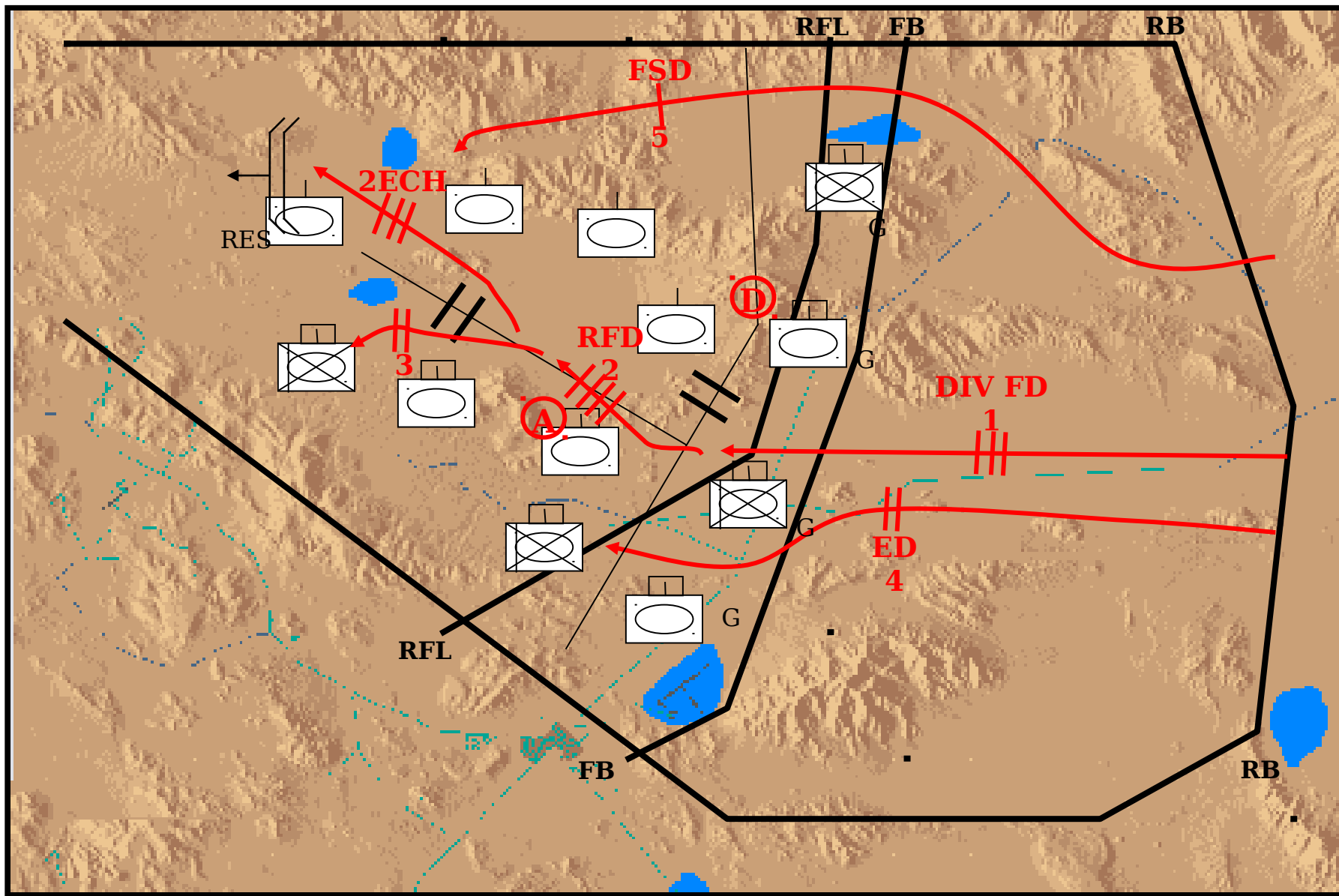
4 x BMP
4 x BRDM
6 x DRT
1 x GSR
2 x ERP

REG RECON

4 x BMP
4 x BRDM
2 x GSR
2 x RKH
2 x ERP
2 x SA18 (4

GS)

MRR OFFENSE



60th Guards Motorized Rifle

Division



MRR OFFENSE



Typical Results

- OPFOR recon successfully established in depth
- OPFOR counter-recon keeps enemy eyes closed or only partially open
- OPFOR successfully identifies enemy force disposition / composition



MRR OFFENSE



Typical Results

- OPFOR successfully employs fires and special munitions to fix enemy forces (time/space)
- OPFOR rapidly masses at point of penetration, creates breach, and then exploits into enemy rear



TACTICAL INDICATORS



BLUFOR CCIR



OFFENSIVE:

OPFOR presence or main effort . . .

- Accuracy of fires / special munitions -- *we have eyes on you...*
- Commitment of infantry -- *where the infantry goes they will follow...*
- Presence of engineer assets -- *they are not alone...*
- Commitment of attack air -- *HINDs clear the way and reinforce success...*
- Concentration of smoke(ers) -- *there's a reason...*



BLUFOR CCIR



DEFENSIVE:

OPFOR presence or main effort . . .

- Accuracy of fires / special munitions -- *we have eyes on you...*
- Location of infantry -- *tied in to key terrain and obstacle plan...*
- Obstacle work -- *where obstacles exist there is somebody watching (AT systems & infantry)...*
- MODs/UMZs -- *protect the flanks and seal breaches...*



OPFOR VULNERABILITIES



—
OPFOR can be beaten....

- Direct fire systems are out-ranged
- Limited in-direct fire acquisition assets
- Limited infantry assets
- Limited CAS support
- Limited night capability



OPFOR VULNERABILITIES



OFFENSIVE:

OPFOR can be beaten if . . .

- Continuous counter-recon conducted -- *take away the OPFOR eyes...*
- Counter-air operations conducted -- *limited air AAs for recon/infantry insertion, HIND movement...*
- Locate and kill the J-TOC -- *SXO, S2, S3 Air, FSO, MI CDR, ENGR XO, SIGO, ETAC all die...*
- Locate and destroy retrans sites -- *no comms, no synch...*



OPFOR VULNERABILITIES



MRR C2 (J-TOC)





OPFOR VULNERABILITIES



DEFENSIVE:

OPFOR can be beaten if . . .

- Successfully insert reconnaissance deep -- *we can't effectively prepare if deep fires are accurate...*
- Deny OPFOR time to react -- *we can't win, if we can't fight our OPTEMPO...*
- Fix and isolate OPFOR forces throughout width of zone to prevent ability to reposition -- *we can't mass if we can't move...*
- Deny OPFOR ability to observe breach site -- *we can't kill if we can't see...*



SUMMARY



THE OPFOR IS
NOT INVINCIBLE



SUMMARY



**. . . but it begins with
reconnaissance...**



**GENERAL GEORGE S.
PATTON**

“MANY TANKS ARE LOST THROUGH THE FAILURE OF CREWS OR THE PLATOON LEADER TO MAKE FOOT RECONNAISSANCE. PEOPLE GET VEHICLE BOUND AND NEVER DISMOUNT. BEFORE EXPOSING A VALUABLE TANK AND THE LIVES OF IT’S CREW TO THE DANGER OF DESTRUCTION BY CROSSING AN UNRECONNOITERED SKYLINE OR EMERGING FROM COVER, A FOOT RECONNAISSANCE WITH GLASSES SHOULD BE MADE. HERE AGAIN WE HAVE THE QUESTION OF HASTE AND SPEED. IT MAY SEEM A WASTE OF TIME TO TAKE A LOOK, BUT IT IS CERTAIN DEATH TO GET ON THE FRONT SLOPE WITHIN EFFECTIVE RANGE OF UNDISCOVERED ANTITANK WEAPONS OR LURKING ENEMY TANKS.”

OPFOR CAPABILITIES



QUESTIONS